

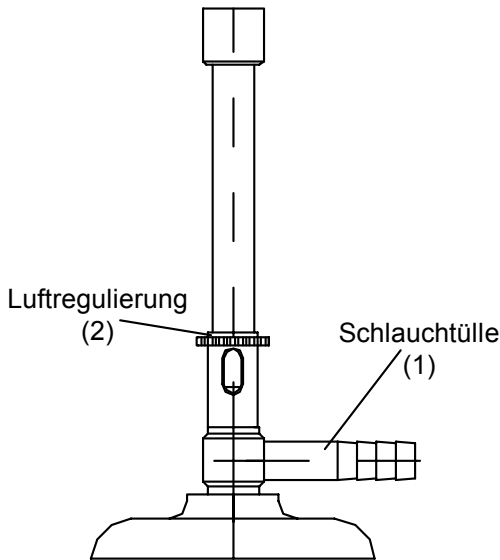
Laboratory burners – Instructions for use



ACHTUNG

Attention!

DIN 30665 requires that laboratory burners do not have shut-off valves.



Bunsenbrenner

Applicability of these instructions

Bunsen burners with air regulators.

Bunsen, Teclu, Safety, Meker-Fisher with air regulators and needle valves.

Gas inlet pressures for all types of burner (mBar)

Natural Gas 18 to 25

Propane 47.5 to 57.5

Operation of burners with air regulators only

Before use connect the burner to the gas supply with a length of suitable rubber (1) tubing.

Close the air inlet (2). Turn on the gas at the main tap. Ignite the gas. Adjust the flame by opening or closing the air inlet.

Types of flame:

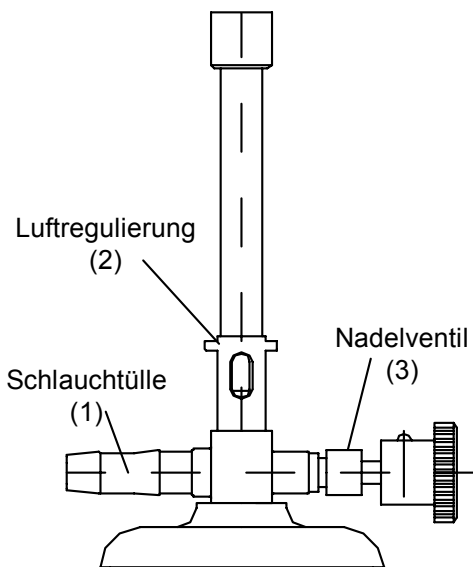
For a roaring flame – open the air inlet

For a luminous flame – close the air inlet



WARNUNG

Warning! DIN 30665, section 7 requires that laboratory burners are kept under constant supervision. Open the main gas tap before use. After use immediately close the main gas tap.



Bunsenbrenner

Operation of burners with air regulators and needle valves

– Bunsen, Teclu, Safety, Meker-Fisher types.

Before use connect the burner to the gas supply with a length of suitable rubber tubing.

Close the air inlet (2)
Turn the needle valve (3) fully clockwise
Turn on the gas at the main tap
If a Safety Burner is being used, press and hold down the red knob (4).
Ignite the gas

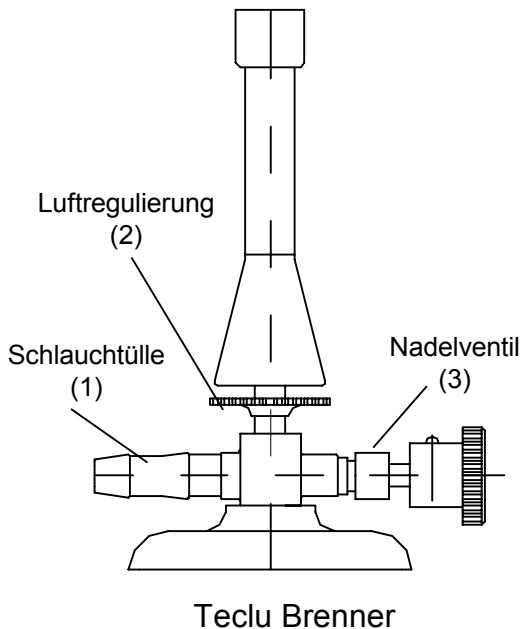
If a Safety Burner is being used, hold the red knob down for 3 to 5 seconds after ignition.

Adjust the gas flow with the needle valve (3)
Adjust the flame by opening or closing the air inlet

Types of flame

For a roaring flame – open the air inlet

For a luminous flame – close the air inlet



Teclu Brenner



WARNUNG

DIN 30665, section 7 requires that laboratory burners are kept under constant supervision. Open the main gas tap before use. After use, immediately close the main gas tap.

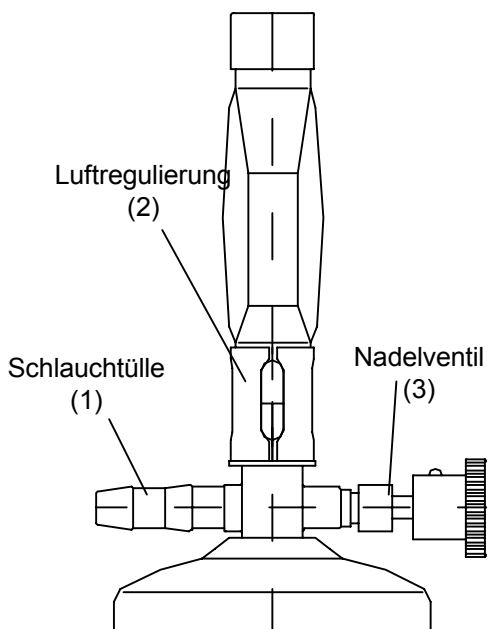
Average consumption of propane or natural gas

Pressure variations can affect these figures

Burner	Gas consumption			
	Propane		Natural	
	Litre/hr	Kg/hr	Litre/hr	Kg/hr
Bunsen	26	0,0596	80	0,0560
Teclu	80	0,1615	98	0,0687
Meker Ø 20mm*	26	0,0549	80	0,0560
Meker Ø 30mm*	29,5	0,0596	93	0,0635

*Meker burners the diameter refers to the nominal flame diameters.

(Schlauchtülle = Gas supply tube connection
Luftregulierung = Air inlet adjuster
Nadelventil = needle valve)



Meker Brenner